

**powxer**  
FOUR POWER FOUR

**P4 Country :  
Always on track**



# Presentation

## Mixed use indoor/ outdoor

Designed to get through doorways, the P4 all-wheel-drive electric wheelchair makes it possible to drive indoors but its main benefit will be in the country, in your garden and in the city.

It will cope readily with surfaces other wheelchairs find difficult: gravel, pebbles, grass and cobblestones.



## No complicated options

no nasty surprises.

On the P4 everything is included in the standard configuration.

## Folding roll bar

for easy access when loading into a vehicle.



## Top Case

Practical and smart:

Handle system to bring it alongside.

It swings around easily with a single hand movement. Capacity 39 litres / load 3kg (6.6 lbs).



# In the country

---



## Designed from the start for use in the country,

featuring an aluminium chassis and stainless steel fixings, it is rust-resistant and designed for difficult conditions like mud, snow, water and gravel.



## Its motor power

(4 x 250 watt) combined with low-pressure tyres and studded tread ensures perfect roadholding at all times.

## For greater comfort when driving down slopes,

the P4 is fitted with a tilting seat so you remain in the horizontal position when negotiating steep slopes.



# In your garden

The P4 is also **ideal** for driving on **lawns, gravel, pebbles** and **stones.**



**powder**  
FOUR POWER FOUR

## In the city

With its ability to clear obstacles of up to 15 cm (6 inches) high, it takes any kerb with ease !

Despite all the efforts of local authorities, driving in the city is not always easy. There are many kerbs and obstacles which will hinder a traditional wheelchair.

A quick shopping trip can become hazardous ! That's why P4 aimed to create a chair capable of solving once and for all the problem of obstacle clearance.

## It copes with all obstacles !

Its ability to clear obstacles combined with an excellent steering lock make the P4 astonishingly agile and practical in the city, where it has found its new vocation.

Going up or down a step is no longer a problem nor is driving on uneven surfaces like cobblestones. With its ability to clear obstacles of up to 15 cm (6 inches) high, driving up and down kerbs becomes child's play !





### **Passive Safety System**

Folding roll bar is standard (front or rear) for easy access when loading into a vehicle



### **Headrest**

comfortably fitted the Recaro seat




### **Recaro Seat**

with electric seat tilt to compensate for slope



### **Top Case**

with a capacity of 39 litres.  
Swings alongside chair with a single hand movement



### **Chassis protection**

The aluminium chassis and stainless steel fixings are designed for use in mud, water, snow, sand resistant.  
NB : Thorough cleaning recommended after each ride !



### **Metallic finish**

metallic green and black



### **Studded tread**

Low-pressure tyres 145/70 – 6, inner tube for optimal roadholding



### **Small wheels**

make it suitable for getting on and off pavements



**Permanent 4 wheel drive, power and steering for each wheel**



## Active Safety System

A slope sensor alerts you when a slope becomes too steep

## Joystick

Choice of 5 drive modes.

Electronic Dx2 enables you to add functions (attendant control, chin controls, TASH contactors, mini-cup contactor, ...) Iphone compatibility



## Electric wiring

with reinforced waterproofing

## Wide, ergonomic armrests,

are detachable, space- depth- and height-adjustable



## Easily accessible charging plug

Easily accessible



## Innovative suspension

system absorbs vibrations and bumps for improved driving comfort and protection of the spine



## Lighting

front and rear (LED)



## Footplate

angle adjustable (gas struts) from 90° to 180°.

Independently adjustable right/left, designed for outdoor use



## Steering lock

Outstanding agility: rotates within 1,09 m radius (43 inches) !













## Balance adjuster

permits displacement of the centre of gravity for easy obstacle clearance













# Specifications of the drive system

	Range	> 30 km > 20 mph depending on use
	Maximum speed	10 Km/h 6mph
	Maximum tilt upwards	30%
	Maximum tilt downwards	30%
	Maximum tilt sideways (crossways)	20%

	Maximum obstacle clearance	>15 cm / 6 In
	Radius Turning circle	1,09 m / 43 In
	Motor power	4 motors 250 watts/ 24 Volts
	3 batteries, waterproof, maintenance free (gel)	200 Ah and 8 Volts
	Charger recommended	24 volt / 25 ampere

# Dimensions and weight

	Total weight empty without / with batteries	129 / 249 Kg 295 / 570 lbs
	Maximum user weight	120 Kg 275 lbs
	Top-Case capacity	39 Litres
	Maximum Top Case load	3 Kg / 6.5 lbs
	Footplate angle	90° to 180°

	Total length footplate flipped up	145 cm / 57 In
	Total width	69 cm / 27 In
	Total height (including roll bar)	156 cm / 62 In
	Total height roll bar and backrest folded for transport	96 cm / 38 In
		



**4poWer4**

16, rue Baron de Castro  
B - 1040 Brussels - Belgium  
www.4power4.com

**Phone: +33 811 700 440**

**Phone: +32 2 735 11 01**

**Fax: +32 2 735 22 02**



The conformity of this product with directive 93/42/CEE of the European Union is certified by the CE label.

Distributor